

Garden Bed Edging


Add the finishing touch to your landscape and help define your garden space.

Different type of attractive borders help keep grass from straying into your garden and cut down on trimming and maintenance.



Natural Edge, or Trenching

- Simple
- Easy to maintain
- Looks good
- Easy to change
- Not a good option for aggressive turf grass or spreading grass like Zoysia



Plastic Edging

- Cheap
- Flexible and easy to install on curves, etc.
- Mowers can damage it and it looks bad quickly
- Will heave and requires some maintenance to re-install


Call us now, 816.916.5171
or check us out at www.greenleafkc.com

Garden Bed Edging



Metal Edging

- More expensive
- Lasts longer than plastic
- Disappears in landscape compared to plastic
- Will rust and heave over time requiring some maintenance




Stone Edging

- Nice solid look
- Good option for decorative gravel edge
- Helps direct water when there are drainage issues
- Long lasting
- Most expensive option compared to natural, plastic and steel



Decorative Gravel Barrier Edging

- Good option for drainage issues along bed edge
- Very attractive option
- Long lasting



Combination Stone Edging with Decorative Gravel

- All the advantages of both stone and decorative gravel edging
- Most expensive option